




Pineapple aeroponic Tower



Pineapple aeroponic tower Planting System

- ▶ vertical aeroponic planting system, It is consisted of a number of cultivation parts and a planting baskets. The characteristic is : Eight cultivation subjects are combined \
- ▶ into a circle, stacked together and placed on the water tank to form planting vertical. The water inlet part install in the top layer, and connect the water pipe ,then cover the top.
- ▶ The cultivation part is a planting area, and the nutrient solution drips from the top through the main body diversion plate of each layer to the planting
- ▶ basket below, So as to make the fog, keeping the roots wet.
- ▶ The system has 3 types:
 - ▶ 1、 10layers,8holes per layer , Totally 80 planting . Width: 670mm,Hight:1700mm
 - ▶ 2、 8layers,8holes per layer , Totally 64 planting . Width: 670mm,Hight:1400mm
 - ▶ 3、 6layers,8holes per layer , Totally 48 planting . Width: 670mm,Hight:1100mm
- ▶ The number of layers can be customized according to your requirements.
 - ▶ Used for planting flowers, vegetables, salad, herbs, fruits and so on
 - ▶ The water circulation cultivation, saving 90% water compared with traditional planting
 - ▶ pollution-free Soilless cultivation ,water and nutrient solution is necessary ,
 - ▶ easy to assemble, clean
 - ▶ Multiple vertical planting systems can be connected to achieve planting the most quantity in the same area.
- ▶ Material: food grade ABS

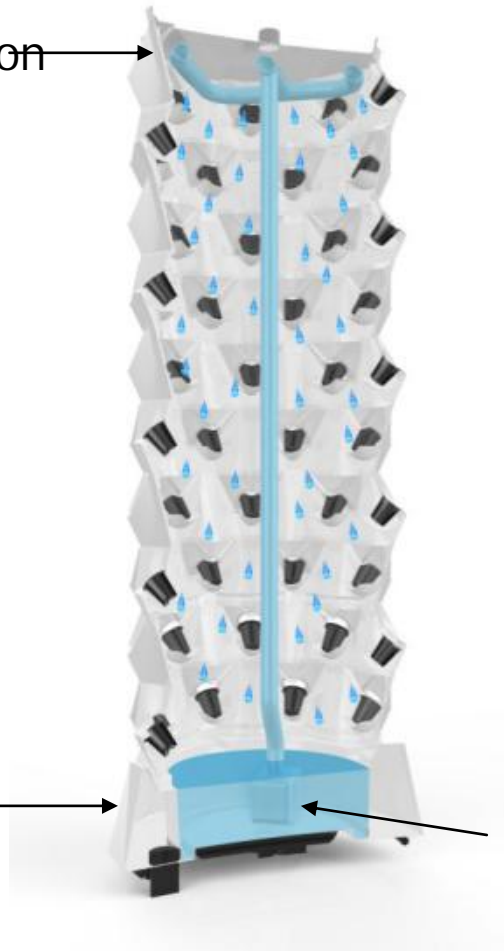
产品信息



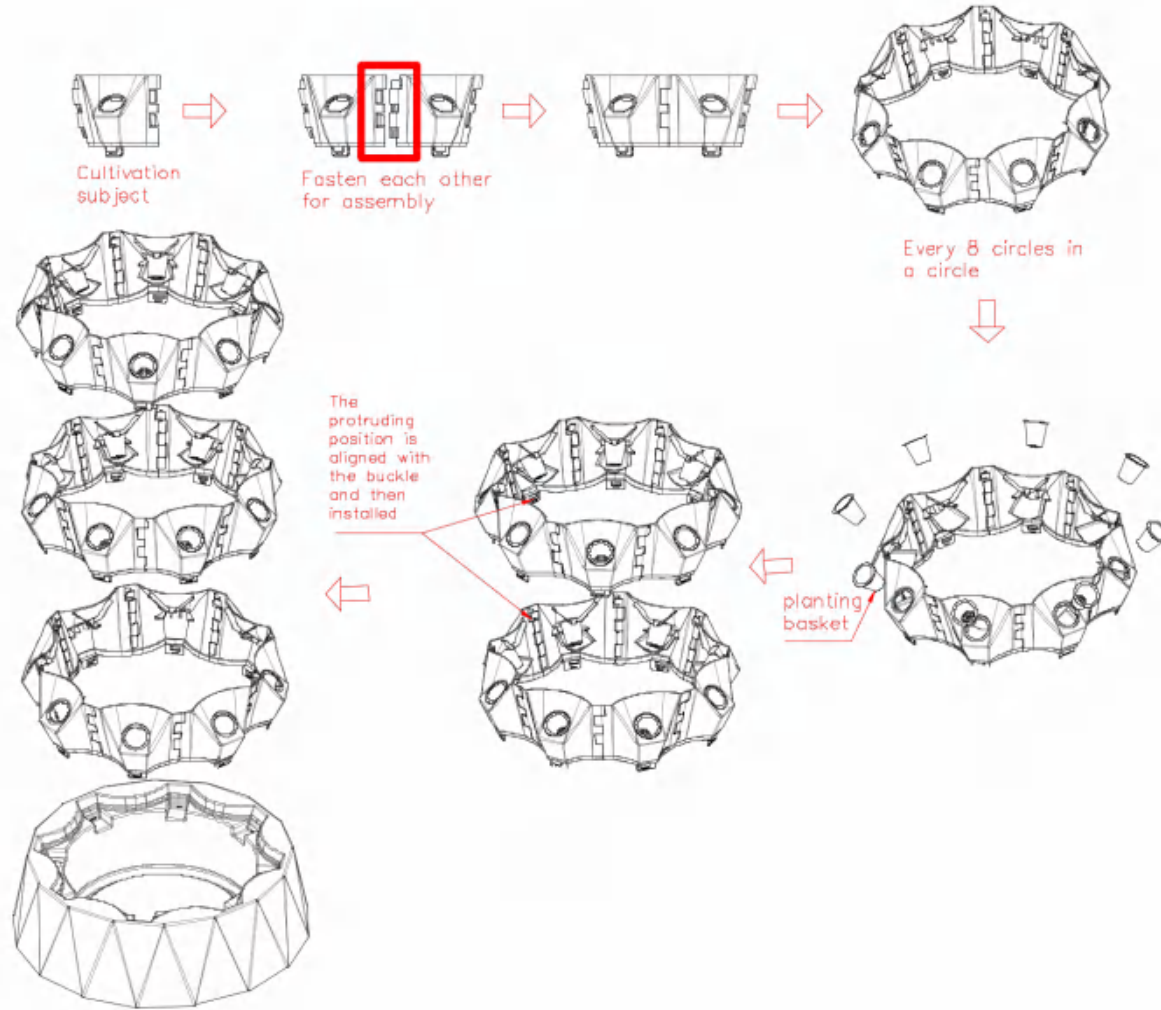
irrigation
pipe

water
tank

Water
pump



ASSEMBLE MANNUL



The assembling of the top irrigation pipe



Product Parameter



10layers size	670*670*1700mm
Water pump	110-240V 2500L/H 15W
Water tank	30L
Planting	80
Package dimension	600*425*350mm Weight: 11.5KG
	670*670*230mm 6KG



=80pcs



=1pcs




=1pcs



=80pcs



=1pcs



=1pcs

Product Parameter



10layers size	670*670*1410mm
Water pump	110-240V 2500L/H 15W
Water tank	30L
Planting	64
Package dimension	600*425*350mm Weight: 10KG
	670*670*230mm 6KG



=64pcs



=1pcs




=1pcs



=64pcs



=1pcs



=1pcs

Product Parameter



10layers size	670*670*1100mm	
Water pump	110-240V 2500L/H 15W	
Water tank	30L	
Planting	48	
Package dimension	600*425*350mm	Weight: 8KG
	670*670*230mm	6KG



=48pcs



=1pcs




=1pcs



=48pcs


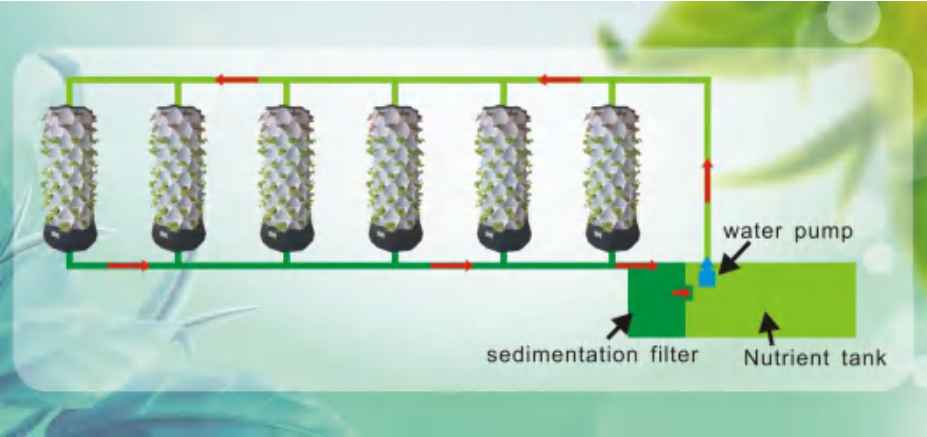


=1pcs



=1pcs

Pineapple tower greenhouse greenhouse planting



Pineapple tower greenhouse planting

